


Deutsche Americas Bond Fund CABEI Central American Fund

Monthly Report for October 2010

Index	Value	Change	% Change
Dow Jones Industrial	11,724.14	+ 11.24	+ 0.10
S&P 500	1,211.14	+ 11.24	+ 0.93
NASDAQ	2,851.50	+ 11.24	+ 0.40
FTSE 100	6,211.14	+ 11.24	+ 0.18
DAX	7,111.14	+ 11.24	+ 0.16
Nikkei 225	11,111.14	+ 11.24	+ 0.10
Hong Kong	21,111.14	+ 11.24	+ 0.05
Shanghai	31,111.14	+ 11.24	+ 0.03
Hang Seng	41,111.14	+ 11.24	+ 0.02
Bombay Sensex	51,111.14	+ 11.24	+ 0.02
Milano	61,111.14	+ 11.24	+ 0.01
Tokyo Nikkei 225	71,111.14	+ 11.24	+ 0.01
Tokyo Topix	81,111.14	+ 11.24	+ 0.01
Tokyo All-Share	91,111.14	+ 11.24	+ 0.01
IPC All-Share	101,111.14	+ 11.24	+ 0.01
London AEX	111,111.14	+ 11.24	+ 0.01
London Gold	121,111.14	+ 11.24	+ 0.01

Not to be used for marketing purposes – data not audited



Performance Overview & Fund Snapshot

as of October 29, 2010	1-month <u>Fund</u>	1-month <u>Benchmark</u>	YTD <u>Fund</u>	YTD <u>Benchmark</u>	YOY <u>Fund</u>	YOY <u>Benchmark</u>
Deutsche Americas Bond Fund (in USD) - Performance	1.64%	1.74%	14.52%	16.43%	15.62%	17.07%
CABEI Central American Fund (in USD) - Performance	2.19%	2.52%	11.90%	15.64%	14.08%	17.01%

NOTES ON BENCHMARKS

Deutsche Americas Bond Fund benchmark in USD is referenced to January 1, 1999 = 100 and is a cumulative total return index. The benchmark is comprised of the following sub-indexes published by J.P. Morgan. **Fixed weights:** 30% J.P. Morgan Government Bond Index – Mexico starting January 1, 2003 (J.P. Morgan Emerging Local Markets Index – Mexico plus Latin Index before); 30% J.P. Morgan Government Bond Index – US Index; 5% J.P. Morgan Government Bond Index – Canada Index; and 35% J.P. Morgan Emerging Markets Bond Index – Global Diversified Latin Index.

CABEI Central American Bond Fund benchmark in USD is referenced to January 1, 2003 = 100 and is a cumulative total return index. The benchmark is comprised of the following sub-indexes published by J.P. Morgan in their Central American and Caribbean Index (CACI). **Fixed weights:** 0.25% Belize; 5.50% Colombia; 19.00% Costa Rica; 1.00% Dominican Republic; 42.00% El Salvador; 15.50% Guatemala; 13.00% Mexico; and 3.75% Panama.

<u>FUND ASSETS & NAV</u>	<u>October 29, 2010</u>			<u>09/30/10</u>	<u>10/31/09</u>
	<u>Net Assets</u>	<u>Shares</u>	<u>NAV</u>	<u>NAV</u>	<u>NAV</u>
Deutsche Americas Bond Fund	USD 80,806,156.64	1,318,375	61.29	60.30	51.83
CABEI Central American Fund	USD 99,305,748.85	53,848	1,844.17	1,804.58	1,616.54

Sources: Bank of Ireland Securities Services, DWS, J.P. Morgan



Market Trends & Impact on Fund Performance

Deutsche Americas Bond Fund

Latin and Central American bond markets delivered good performance in October. The Deutsche Americas Bond Fund posted a monthly return of 1.64%, driving year-to-date performance to 14.52%. Argentina, Uruguay, Belize and El Salvador were the top performers. Based on the country's solid macroeconomic development and sound policies, investors continue to focus on Uruguay. Bonds of Panama also remained among the most favoured ones in Latin America. El Salvador attracted more attention again after the International Monetary Fund issued a positive first review of the Stand-by Arrangement. Positive performance of countries like Venezuela, Peru, Brazil, Colombia, Mexico and Chile also added to the fund's solid return. The local currency holdings of Mexico and Colombia positively added to performance. In Mexico, yields continued to trend lower and the Mexican peso appreciated versus the dollar. In Colombia, performance was driven by declining yields, while the Colombian peso depreciated versus the dollar. The investment in Chilean local bonds weighed on performance, as rates stayed largely unchanged and the Chilean peso lost some value.

CABEI Central American Fund

Central and Latin American bond markets continued to post solid gains in October 2010. Accordingly, the CABEI Central American Fund delivered a monthly performance of 2.19%, driving the year-to-date return to 11.9%. Bonds of Argentina advanced most (13.8%), followed by El Salvador and Panama (3.9% and 2.5%, respectively). While the fund is not invested in Argentina, it profited from the strong performance of El Salvadoran and Panamanian paper, given the substantial holdings in those two countries. Guatemala also delivered a good return, after it had been a laggard in previous months. The opposite development was seen in Dominican Republic: after it had been among the top performers for quite some time, its performance was less dynamic in October, albeit still positive (+1.5%). Bonds of Colombia also managed to post further capital gains. The holdings in MXN-denominated securities positively added to performance: yields continued grinding lower and the Mexican peso appreciated versus the dollar. Many investors are still in the process of allocating assets to emerging market bonds making this asset class well supported.

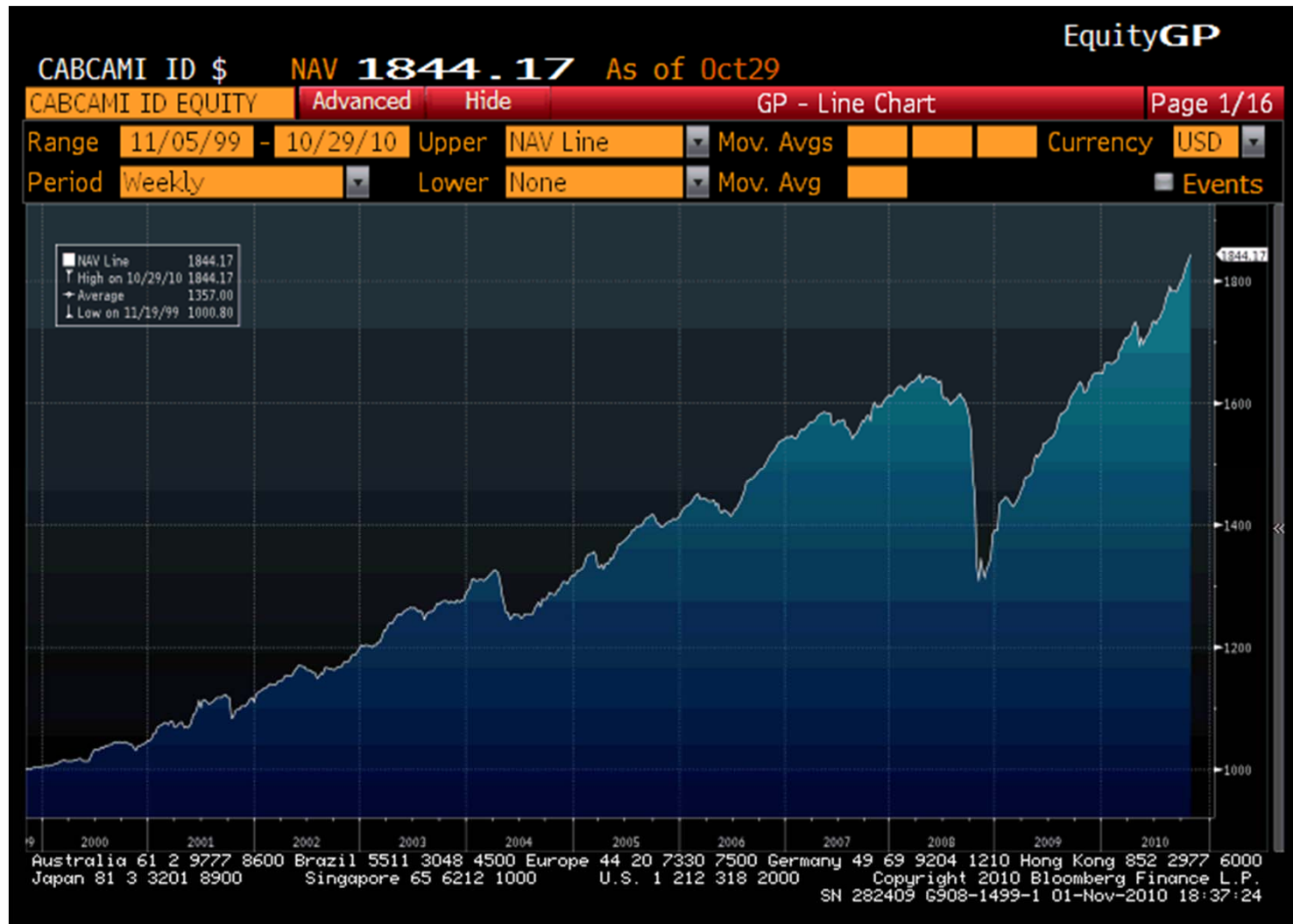



Deutsche Americas Bond Fund: Historical trend of Net Asset Value





CABEI Central American Fund: Historical trend of Net Asset Value





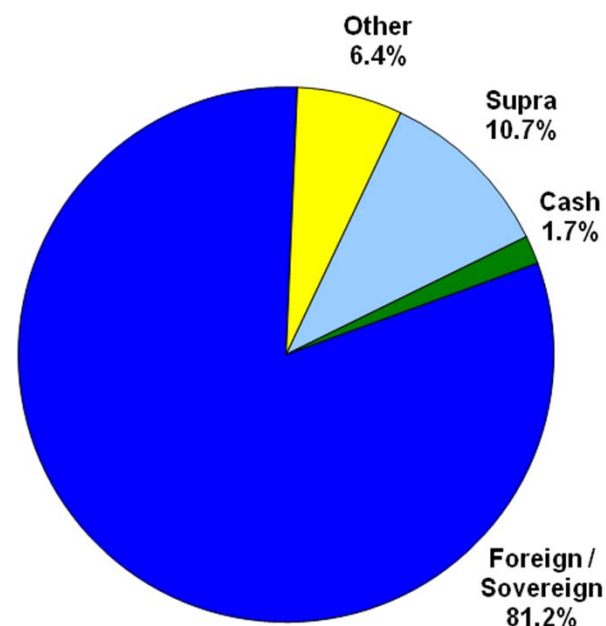
Deutsche Americas Bond Fund

Fund Objective: To generate a high level of current income along with positive rates of return.

Fund Facts

● Net Asset Value	80.81 million USD
● No. of Issues	35
● Av. Rating	BBB- (S&P)
● Av. Modified Duration	7.45
● Av. Spread Duration	6.19
● Av. Interest Rate Duration	7.24
● Av. Yield to Maturity	4.48%
● Av. Coupon Rate	6.36%
● Weighted Av. Life	11.1 years
● Net Asset Value	61.29
● ISIN	IE0046475004
● Bloomberg	DBAMBDI ID
● Lipper	60001678
● WPK	973253

Sector Allocation



As of October 29, 2010

1. Net Asset Value is net of performance and management fees and includes cash holdings and futures contracts.

2. Sector allocations excludes cash holdings and futures contracts.

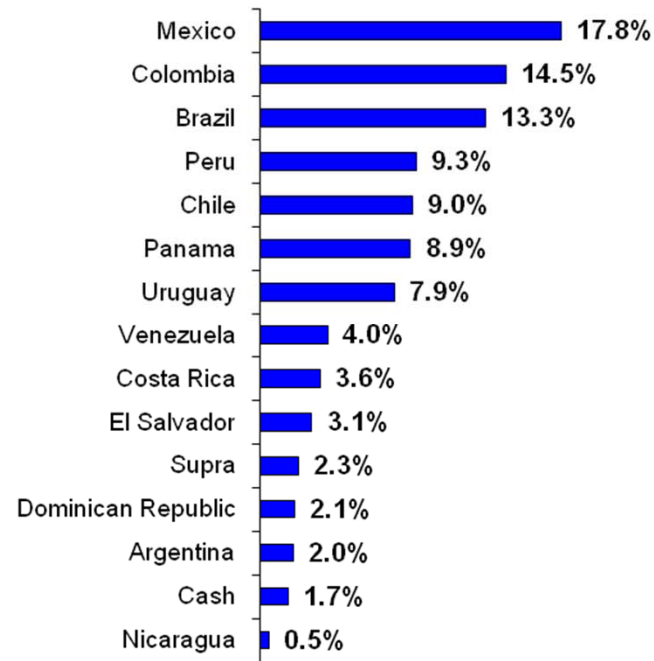
Sources: Bank of Ireland Securities Services, DWS



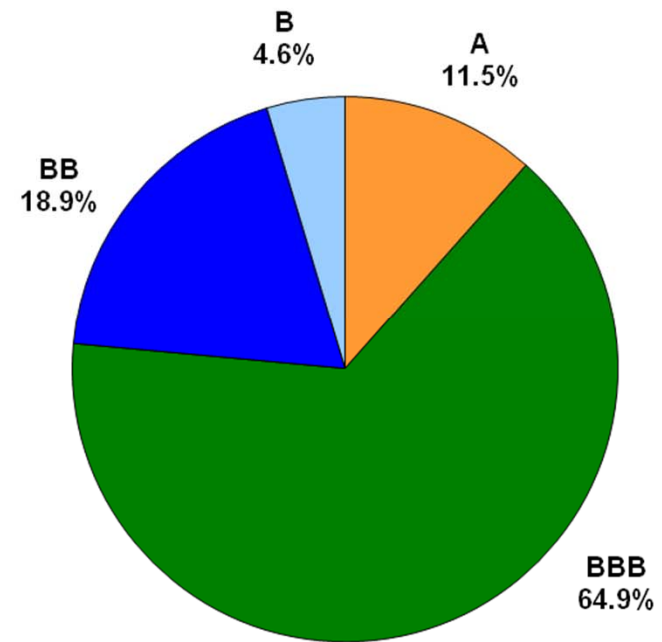
Deutsche Americas Bond Fund

Investment Universe: The fund invests in fixed income securities of sovereign and corporate entities from North & South America, Central America & the Caribbean.

Portfolio Holdings (% net assets)



Rating Allocation




As of October 29, 2010

1. Rating allocations refers to country / business risk of the security and do not include cash or futures contracts.

2. Percent of net assets for largest countries in portfolio: includes cash position.

* All ratings use Standard & Poor's as its source, except for Nicaragua rated B3 by Moody's

Sources: Bank of Ireland Securities Services, Standard & Poor's, Moody's Investors Service



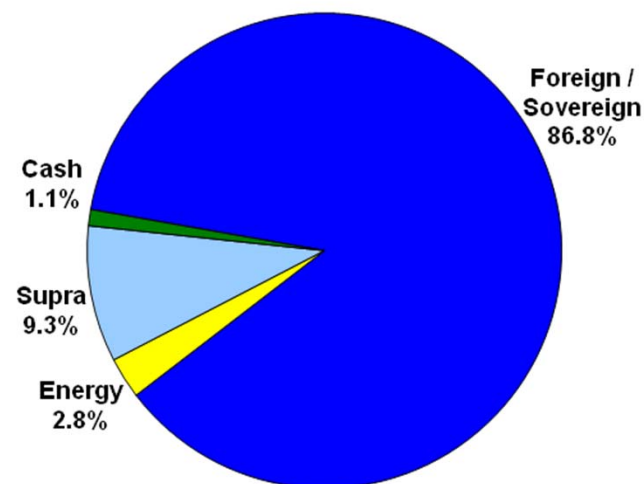
CABEI Central American Fund

Fund Objective: To generate a high real rate of return.

Fund Facts

■ Net Asset Value	99.31 million USD
■ No. of Issues	23
■ Av. Rating	BB (S&P)
■ Av. Modified Duration	6.74
■ Av. Spread Duration	5.71
■ Av. Interest Rate Duration	6.52
■ Av. Yield to Maturity	4.65%
■ Av. Coupon Rate	7.20%
■ Weighted Av. Life	9.7 years
■ Net Asset Value	1,844.17
■ ISIN	IE0006076388
■ Bloomberg	CABCAMI ID
■ Lipper	60007137
■ WPK	722729

Sector Allocation



As of October 29, 2010

1. Net Asset Value is net of performance and management fees and includes cash holdings and futures contracts.
2. Sector allocations excludes cash holdings and futures contracts.

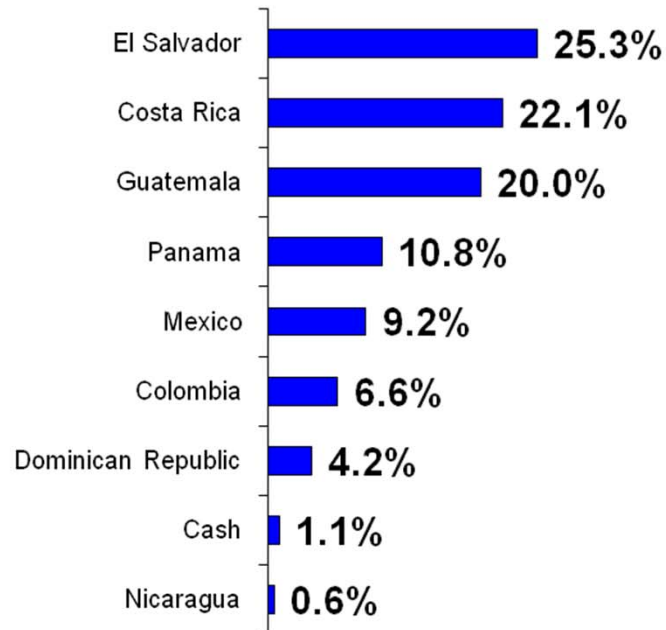
Sources: Bank of Ireland Securities Services, DWS



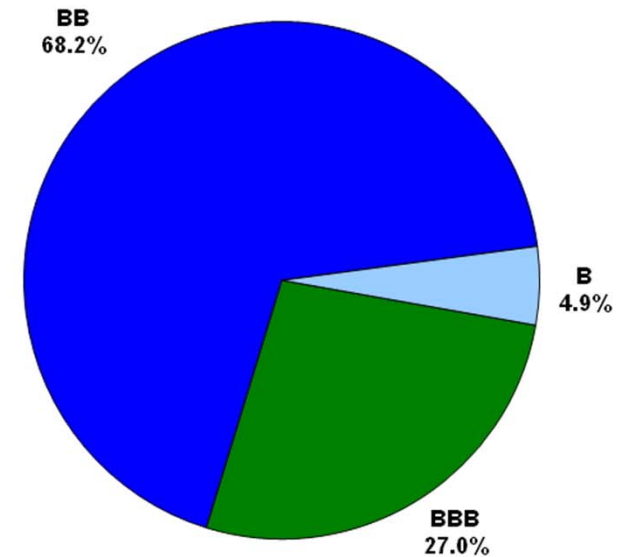
CABEI Central American Fund

Investment Universe: The fund invests in fixed income securities of sovereign and corporate entities from founding members of the Central American Bank for Economic Integration, its extra-regional members and countries that aspire to CABEI membership.

Portfolio Holdings (% net assets)



Rating Allocation



As of October 29, 2010

1. Rating allocations refers to country / business risk of the security and do not include cash or futures contracts.
2. Percent of net assets for largest countries in portfolio: includes cash position.

* All ratings use Standard & Poor's as its source, except for Nicaragua rated Caa1 by Moody's
Sources: Bank of Ireland Securities Services, Standard & Poor's, Moody's Investors Service



Notes

- The inclusion of collateralised Brady Bonds and floating rate notes in the Emerging Markets Funds managed by DWS necessitate the use of an extended set of risk characteristics defined hereafter.
 - The **Average Yield to Maturity** is the portfolio's average return based on its interest income, capital gains, or capital losses inclusive of its collateral cash flows.
 - Modified duration** is the percentage price change of the portfolio for a given change in average yield. The higher the modified duration, the higher the portfolio's risk.
 - Interest rate duration** is the percentage price change of the portfolio for a given change in the U.S. Treasury par curve. The higher the interest rate duration, the higher the portfolio's exposure to changes in US interest rates.
 - Spread duration** is the percentage price change of the portfolio for a given change in sovereign spread, i. e. the average yield spread of the sovereign's bonds over the U.S. spot curve. Unlike interest rate duration, spread duration only changes the discount rates applied to non-collateralised cash flows. The higher the spread duration, the higher the portfolio's exposure to changes in Emerging Markets credit risk.
 - The **Average Rating** is calculated excluding cash positions.
 - Country Allocation** refers to country / business risk of the security, not to the country of issuance (of importance for offshore issues).
- Sources:**
- The performance of market indices are calculated using Bloomberg data.
 - The fund performance is calculated using data provided by the custodian, Bank of Ireland Securities Services Ltd.
 - Benchmark performance for Deutsche Americas Bond Fund is provided by direct feed from J.P. Morgan
 - Benchmark performance for CABEI Central American Fund is provided by direct feed from J.P. Morgan.
 - Portfolio statistics are calculated using Bloomberg's Portfolio analytics and Open Bloomberg data, on the basis of pricing provided by the custodian, Bank of Ireland Securities Services Ltd.

These statements have not been audited.



If you would like to receive further information, please contact:

Consultant to the Fund

Patrick Paradiso

Fax: +1 718 / 885-1037

Mobile: +1 917 / 543-6181

Skype: +1-718 / 395-1781

E-Mail: info@cabei-ca-fund.com or info@nai-fund.com

Please visit us at our websites:

CABEI Central American Fund www.cabei-ca-fund.com

Deutsche Americas Bond Fund www.nai-fund.com