

Deutsche Americas Bond Fund CABEI Central American Fund

Monthly Report for December 2006



Index	Value	Change	% Change
1/19/06 Close			
S&P 500	1148.16	+ 3.26	+ 0.29
NASDAQ	2661.20	+ 4.20	+ 0.16
Dow Jones	2689.40	+ 98.00	+ 3.68
FT 100-share	10322.00	+ 13.90	+ 0.14
FT 250-share	5723.40	+ 7.20	+ 0.13
Dow Jones	5015.00	+ 13.90	+ 0.28
Santiago (PSA)	6944.21	+ 2.06	+ 0.03
Dow Jones China 88	94.83	+ 0.21	+ 0.22
Dow Jones Shanghai	159.29	+ 0.85	+ 0.54
Dow Jones Shenzhen	167.75	+ 1.26	+ 0.75
Paris CAC 40	176.09	+ 26.43	+ 15.01
Frankfurt Xetra DAX	3281.71	+ 15.76	+ 0.48
Frankfurt Xetra DAX	4628.83	+ 438.92	+ 9.48
Hang Seng	4611.66	+ 11.48	+ 0.25
Bombay Sensex	10670.95	+ 176.82	+ 1.66
Milani Mibtel	2401.88	+ 2.25	+ 0.09
Tokyo Nikkei 225	19805.00	+ 10.67	+ 0.05
Tokyo Topix Index	16613.89	+ 36.35	+ 0.22
Tokyo All-Share	249.33	+ 9.80	+ 3.93
London AEX	1260.94	+ 42.08	+ 3.34
London Gold	4550.24	+ 23.10	+ 0.51
London Gold	1016.30	+ 16.00	+ 1.58
London Gold	1538.98	+ 3.54	+ 0.23
London Gold	806.40	+ 24.30	+ 3.01
London Gold	487.73	+ 55.25	+ 11.34
London Gold	771.94		
London Gold	3267.40		
London Gold	1864.20		

Not to be used for marketing purposes

Performance Overview & Fund Snapshot

<i>as of December 29, 2006</i>	1-month <u>Fund</u>	1-month <u>Benchmark</u>	YTD <u>Fund</u>	YTD <u>Benchmark</u>	YOY <u>Fund</u>	YOY <u>Benchmark</u>
Deutsche Americas Bond Fund (in USD) - Performance	1.19%	0.88%	8.93%	8.75%	8.93%	8.75%
CABEI Central American Fund (in USD) - Performance	0.79%	0.87%	9.02%	10.39%	9.02%	10.39%

NOTES ON BENCHMARKS:

Deutsche Americas Bond Fund benchmark in USD and is referenced to January 1999 = 100

30% JP Morgan GBI Mexico starting Jan 1, 2003 (JPM ELMI+ Mexico before)

30% JP Morgan GBI US

5% JP Morgan GBI Canada

35% JP Morgan EMBI Global Diversified Latin

CABEI Central American Bond Fund benchmark in USD and is referenced to August 2001 = 100 using a modified Bear Stearns BSCAX index. Its regional composition is 73.31% for the founding member countries of the Central American Bank for Economic Integration (CABEI), 22.72% for non-regional CABEI members, and 3.97% for regional non-member countries

	<u>December 29, 2006</u>			<u>11/30/06</u>	<u>12/30/05</u>
	<u>Net Assets</u>	<u>Shares</u>	<u>NAV</u>	<u>NAV</u>	<u>NAV</u>
Deutsche Americas Bond Fund	USD 58,804,813.93	1,175,610.573	50.02	49.43	45.97
CABEI Central American Fund	USD 84,352,422.99	54,734.622	1,541.12	1529.10	1,413.65

Sources: Bank of Ireland Securities Services, DWS

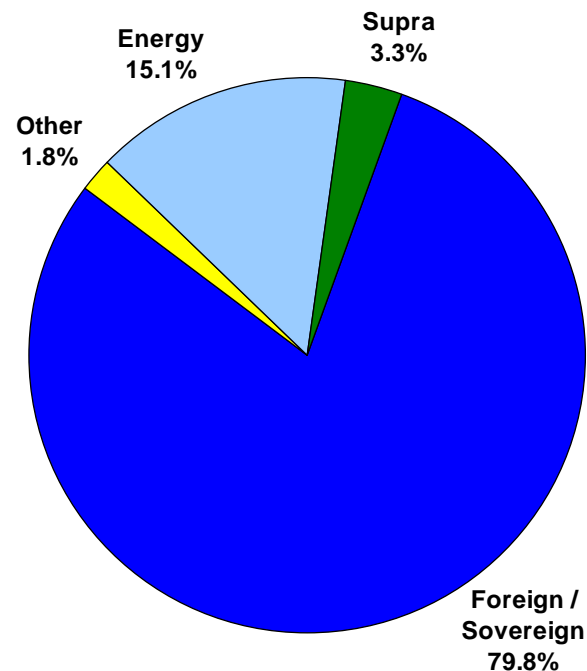
Deutsche Americas Bond Fund

Fund Objective: To generate a high level of current income along with positive rates of return.

Fund Facts

● Net Asset Value	58.80 million USD
● No. of Issues	27
● Av. Rating	BB (S&P)
● Av. Modified Duration	5.95
● Av. Spread Duration	5.84
● Av. Interest Rate Duration	5.86
● Av. Yield to Maturity	5.93%
● Av. Coupon Rate	7.62%
● Weighted Av. Life	14.36 years
● Net Asset Value	50.02
● ISIN	IE0046475004
● Bloomberg	DBAMBDI ID
● Lipper	60001678
● WPK	973253

Sector Allocation



As of December 29, 2006

1. Net Asset Value is net of performance and management fees and includes cash holdings and futures contracts.

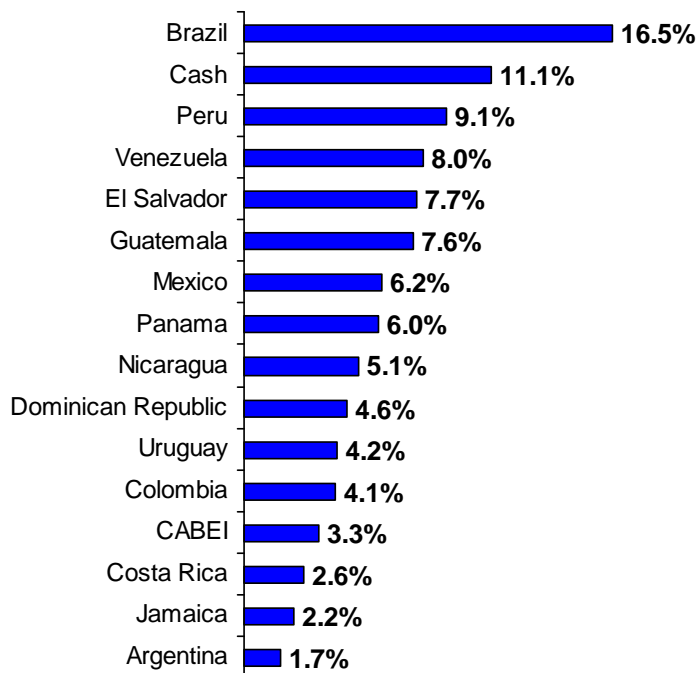
2. Sector allocations excludes cash holdings and futures contracts.

Sources: Bank of Ireland Securities Services, DWS

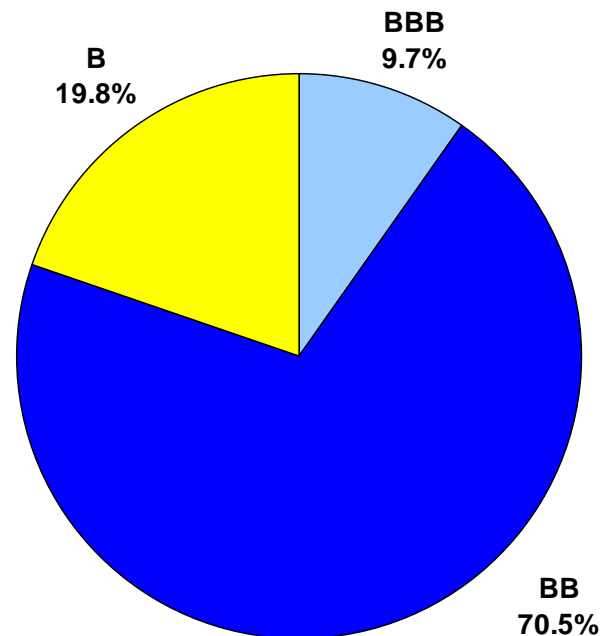
Deutsche Americas Bond Fund

Investment Universe: The fund invests in fixed income securities of sovereign and corporate entities from North & South America, Central America & the Caribbean.

Portfolio Holdings (% net assets)



Rating Allocation



As of December 29, 2006

1. Rating allocations refers to country / business risk of the security and do not include cash or futures contracts.
2. Percent of net assets for largest countries in portfolio: includes cash position.

* All ratings use Standard & Poor's as its source, except for Nicaragua rated B3 by Moody's

Sources: Bank of Ireland Securities Services, Standard & Poor's, Moody's Investors Service

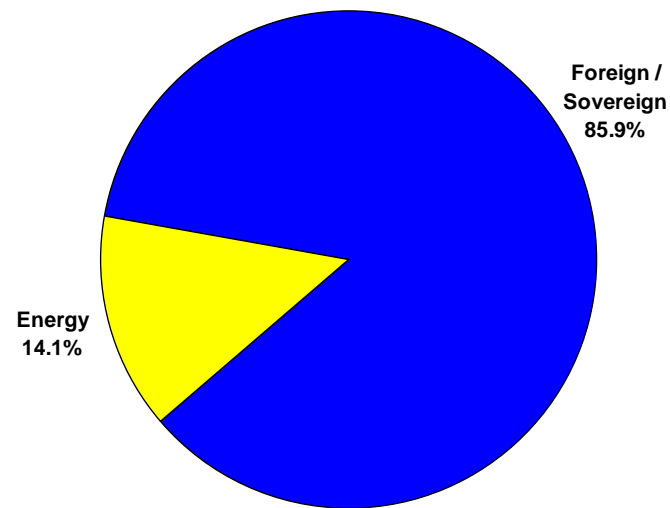
CABEI Central American Fund

Fund Objective: To generate a high real rate of return.

Fund Facts

■ Net Asset Value	84.35 million USD
■ No. of Issues	21
■ Av. Rating	BB (S&P)
■ Av. Modified Duration	6.80
■ Av. Spread Duration	6.81
■ Av. Interest Rate Duration	6.83
■ Av. Yield to Maturity	6.13%
■ Av. Coupon Rate	7.74%
■ Weighted Av. Life	13.27 years
■ Net Asset Value	1,541.12
■ ISIN	IE0006076388
■ Bloomberg	CABCAMI ID
■ Lipper	60007137
■ WPK	722729

Sector Allocation



As of December 29, 2006

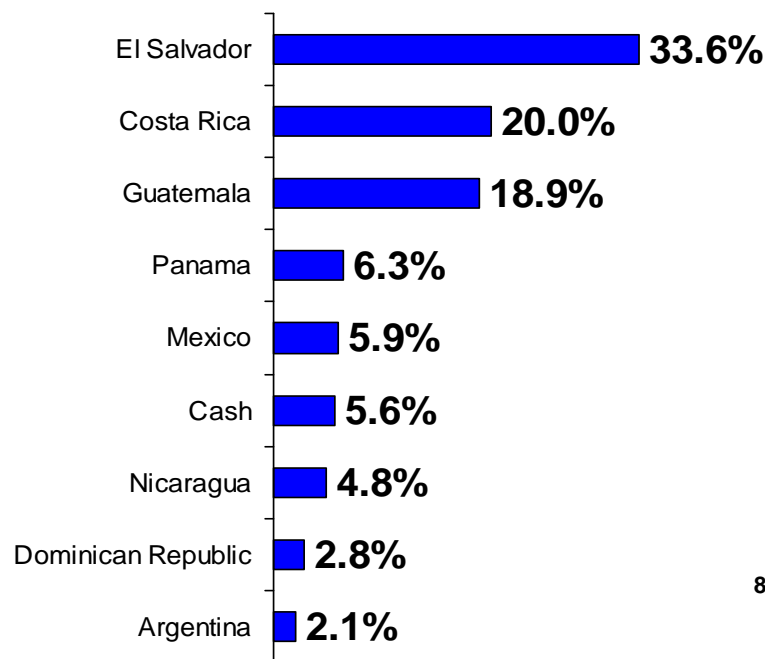
1. Net Asset Value is net of performance and management fees and includes cash holdings and futures contracts.
2. Sector allocations excludes cash holdings and futures contracts.

Sources: Bank of Ireland Securities Services, DWS

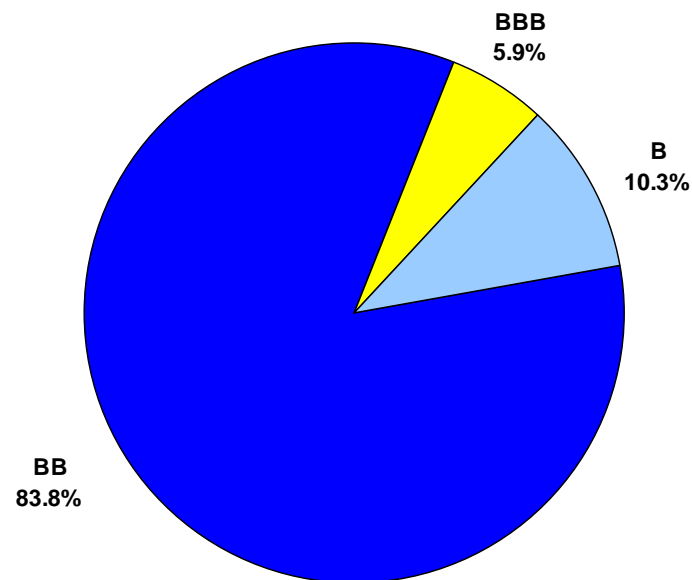
CABEI Central American Fund

Investment Universe: The fund invests in fixed income securities of sovereign and corporate entities from founding members of the Central American Bank for Economic Integration, its extra-regional members and countries that aspire to CABEI membership.

Portfolio Holdings (% net assets)



Rating Allocation



As of December 29, 2006

1. Rating allocations refers to country / business risk of the security and do not include cash or futures contracts.
2. Percent of net assets for largest countries in portfolio: includes cash position.

* All ratings use Standard & Poor's as its source, except for Nicaragua rated Caa1 by Moody's
Sources: Bank of Ireland Securities Services, Standard & Poor's, Moody's Investors Service

Notes

- The inclusion of collateralised Brady Bonds and floating rate notes in the Emerging Markets Funds managed by DWS necessitate the use of an extended set of risk characteristics defined hereafter.
- The **Average Yield to Maturity** is the portfolio's average return based on its interest income, capital gains, or capital losses inclusive of its collateral cash flows.
- Modified duration** is the percentage price change of the portfolio for a given change in average yield. The higher the modified duration, the higher the portfolio's risk.
- Interest rate duration** is the percentage price change of the portfolio for a given change in the U.S. Treasury par curve. The higher the interest rate duration, the higher the portfolio's exposure to changes in US interest rates.
- Spread duration** is the percentage price change of the portfolio for a given change in sovereign spread, i. e. the average yield spread of the sovereign's bonds over the U.S. spot curve. Unlike interest rate duration, spread duration only changes the discount rates applied to non-collateralised cash flows. The higher the spread duration, the higher the portfolio's exposure to changes in Emerging Markets credit risk.
- The **Average Rating** is calculated excluding cash positions.
- Country Allocation** refers to country / business risk of the security, not to the country of issuance (of importance for offshore issues).

Sources:

- The performance of market indices are calculated using Bloomberg data.
- The fund performance is calculated using data provided by the custodian, Bank of Ireland Securities Services Ltd.
- Benchmark performance for Deutsche Americas Bond Fund is calculated using Bloomberg data
- Benchmark performance for CABEI Central American Fund is provided by direct feed from Bear Stearns.
- Portfolio statistics are calculated using Bloomberg's Portfolio analytics and Open Bloomberg data, on the basis of pricing provided by the custodian, Bank of Ireland Securities Services Ltd.

These statements have not been audited.

A small image in the top-left corner showing a portion of a financial table with columns and rows of data.

If you would like to receive further information, please contact:

Consultant to the Fund

Patrick Paradiso

Fax: +1 718 / 885-1037

Mobile: +1 917 / 543-6181

E-Mail: pat@patrickparadiso.com

Please visit us at our websites:

CABEI Central American Fund www.cabei-ca-fund.com

Deutsche Americas Bond Fund www.nai-fund.com