

Deutsche Americas Bond Fund CABEI Central American Fund

Monthly Report for March 2006

Index	1/19/06 Close	NY CDS	NY CDS	NY CDS	NY CDS	NY CDS
Index	666.16	+ 3.26	- 0.49	- 20.14	- 1.11	- 1.11
Bovespa	2661.20	+ 4.20	+ 0.16	+ 44.70	+ 11.24	+ 11.24
FT 100-share	2689.40	- 98.00	- 0.94	+ 270.98	+ 11.24	+ 11.24
FT 250-share	10322.00	+ 13.90	+ 0.24	+ 178.00	+ 4.65	+ 4.65
Dow Jones Comp.	5723.40	+ 7.20	+ 0.23	+ 221.40	+ 5.17	+ 5.17
Santiago IPSA	5015.00	+ 16.25	- 0.13	+ 244.17	+ 1.10	+ 1.10
Dow Jones China 88	6944.21	+ 2.06	+ 0.22	+ 1.73	+ 3.25	+ 3.25
Dow Jones Shanghai	94.83	+ 0.21	- 0.50	+ 2.82	+ 9.43	+ 9.43
Dow Jones Shenzhen	159.29	- 0.85	- 0.22	+ 379.14	+ 8.92	+ 8.92
Paris CAC 40	167.75	+ 1.26	+ 0.57	+ 387.36	+ 9.17	+ 9.17
Frankfurt Xetra DAX	176.09	+ 26.43	+ 0.34	+ 257.10	- 0.48	- 0.48
Hang Seng	3281.71	+ 15.76	- 0.64	+ 2899.00	+ 7.03	+ 7.03
Bombay Sensex	4628.83	+ 438.92	- 0.34	+ 1855.15	+ 17.84	+ 17.84
Milani Mibtel	4671.66	- 11.48	- 0.89	+ 12.45	+ 8.88	+ 8.88
Tokyo Nikkei 225	10670.95	- 127.00	- 1.05	+ 85.91	+ 7.31	+ 7.31
Tokyo Topix Index	3401.88	- 176.82	- 0.79	+ 102.63	+ 12.98	+ 12.98
Tokyo All-Share	19805.00	- 2.25	- 0.81	+ 9.14	+ 4.20	+ 4.20
London AEX	16613.89	- 10.67	- 0.97	+ 111.42	+ 95.3	+ 95.3
London Gold	249.33	+ 36.35	+ 2.81	+ 2.78	+ 11.42	+ 11.42
Hong Kong	1260.94	+ 9.80	+ 2.78	+ 3.39	+ 75	+ 75
Hong Kong	4550.24	+ 42.08	+ 3.39	+ 0.11	+ 0.35	+ 0.35
Hong Kong	1016.30	- 23.10	- 3.53	- 24.30	+ 0.63	+ 0.63
Hong Kong	1538.98	+ 16.00	- 0.11	+ 0.35	+ 0.63	+ 0.63
Hong Kong	806.40	+ 3.54	- 0.11	+ 0.35	+ 0.63	+ 0.63
Hong Kong	487.73	+ 3.53	- 0.11	+ 0.35	+ 0.63	+ 0.63
Hong Kong	771.94	+ 3.53	- 0.11	+ 0.35	+ 0.63	+ 0.63
Hong Kong	3267.43	- 24.30	- 0.11	+ 0.35	+ 0.63	+ 0.63
Hong Kong	1864.20	+ 55.25	+ 0.63	+ 0.63	+ 0.63	+ 0.63

Not to be used for marketing purposes

Performance Overview

as of March 31, 2006	1-month Fund	1-month Benchmark	YTD Fund	YTD Benchmark	YOY Fund	YOY Benchmark
Deutsche Americas Bond Fund (in USD) - Performance	-1.11%	-2.90%	1.37%	0.44%	12.33%	13.26%
CABEI Central American Fund (in USD) - Performance	-0.63%	-1.69%	1.95%	1.74%	8.28%	11.00%

NOTES ON BENCHMARKS:

Deutsche Americas Bond Fund: Source is JP Morgan – Benchmark in USD and is referenced to January 1999 = 100
 30% JP Morgan GBI Mexico starting Jan 1, 2003 (JPM ELMI+ Mexico before)
 30% JP Morgan GBI US
 5% JP Morgan GBI Canada
 35% JP Morgan EMBI Global Diversified Latin

CABEI Central American Bond Fund: Source is Bear Stearns – Benchmark in USD and is referenced to August 2001 = 100 using a modified BSCAX index. Regional composition is 73.31% for founding member countries of the Central American Bank for Economic Integration (CABEI), 22.72% for non-regional CABEI members, and 3.97% for regional non-member countries

	<u>March 31, 2006</u>		<u>02/28/06</u>	<u>03/31/05</u>
	<u>Net Assets</u>	<u>NAV</u>	<u>NAV</u>	<u>NAV</u>
Deutsche Americas Bond Fund	USD 61,877,089.55	46.55	47.08	41.44
CABEI Central American Fund	USD 78,998,895.45	1,441.24	1,450.41	1,331.05

Sources: Bank of Ireland Securities Services, DWS

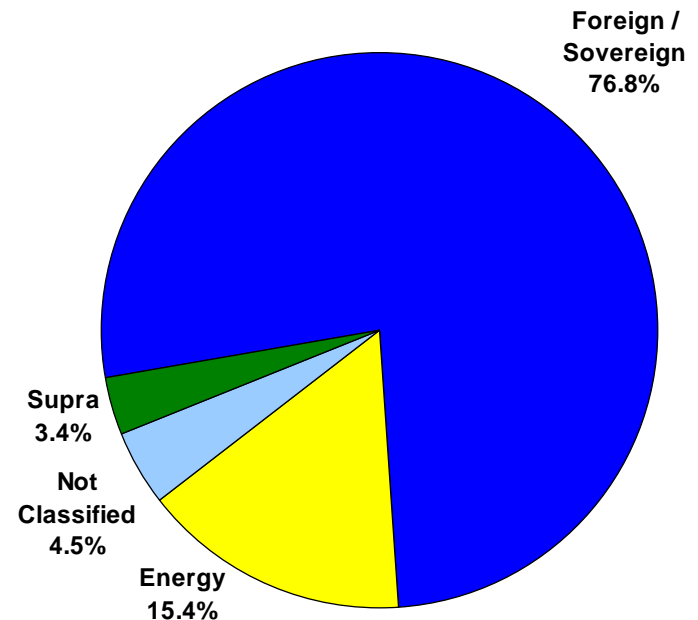
Deutsche Americas Bond Fund

Investment Universe: The fund invests in fixed income securities issued by North/Latin American sovereign and corporate issuers.

Fund Facts

● Net Asset Value	62.57 million USD
● No. of Issues	32
● Av. Rating	BB+ (S&P)
● Av. Modified Duration	4.38
● Av. Yield to Maturity	6.80%
● Av. Coupon Rate	7.22%
● Weighted Av. Life	7.20 years
● Net Asset Value	46.55
● ISIN	IE0046475004
● CUSIP	G6606D108
● Bloomberg	DBAMBDI ID
● Lipper	60001678
● Sedol	4647500
● WPK	973253

Sector Allocation



As of March 31, 2006

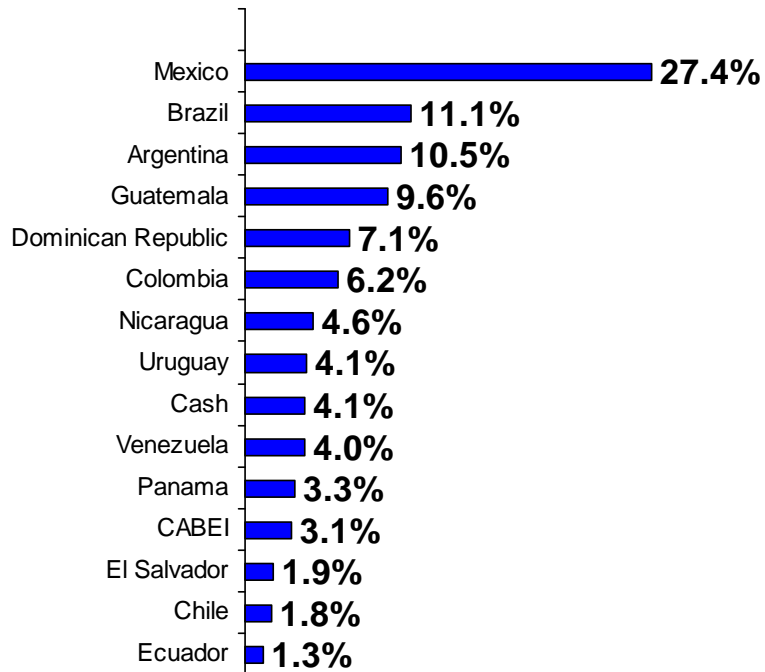
1. Net Asset Value is net of performance and management fees and includes cash holdings and futures contracts.

2. Sector allocations excludes cash holdings and futures contracts.

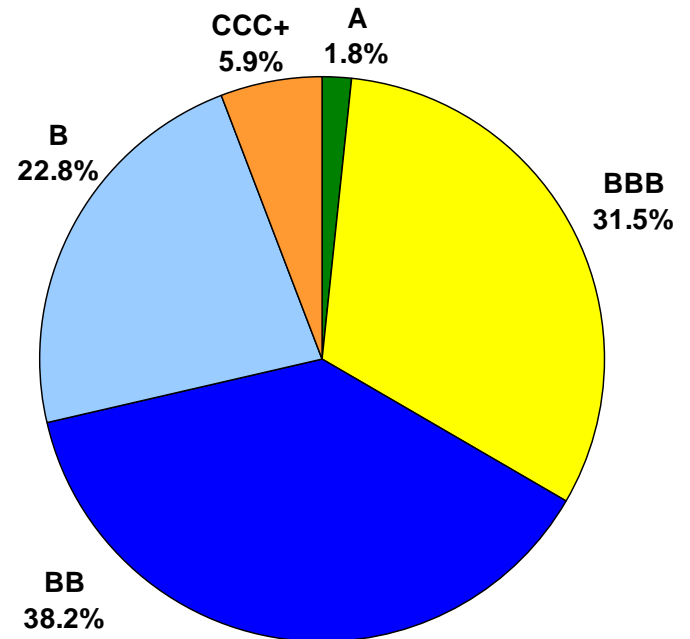
Sources: Bank of Ireland Securities Services, DWS

Deutsche Americas Bond Fund

Portfolio Holdings (% net assets)



Rating Allocation



As of March 31, 2006

1. Rating allocations refers to country / business risk of the security and do not include cash or futures contracts.
2. Percent of net assets for largest countries in portfolio: includes cash position.

Sources: Bank of Ireland Securities Services, Standard & Poor's

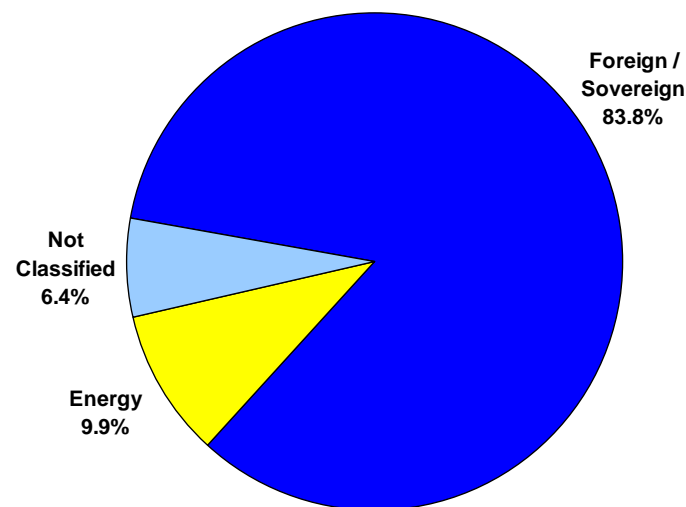
CABEI Central American Fund

Investment Universe: The fund invests in a wide array of instruments; with its assets allocated among CABEI member countries.

Fund Facts

■ Net Asset Value	83.16 million USD
■ No. of Issues	22
■ Av. Rating	BB (S&P)
■ Av. Modified Duration	6.12
■ Av. Yield to Maturity	5.95%
■ Av. Coupon Rate	7.92%
■ Weighted Av. Life	10.05 years
■ Net Asset Value	1,441.24
■ ISIN	IE0006076388
■ Bloomberg	CABCAMI ID
■ Lipper	60007137
■ Sedol	922416
■ WPK	722729

Sector Allocation



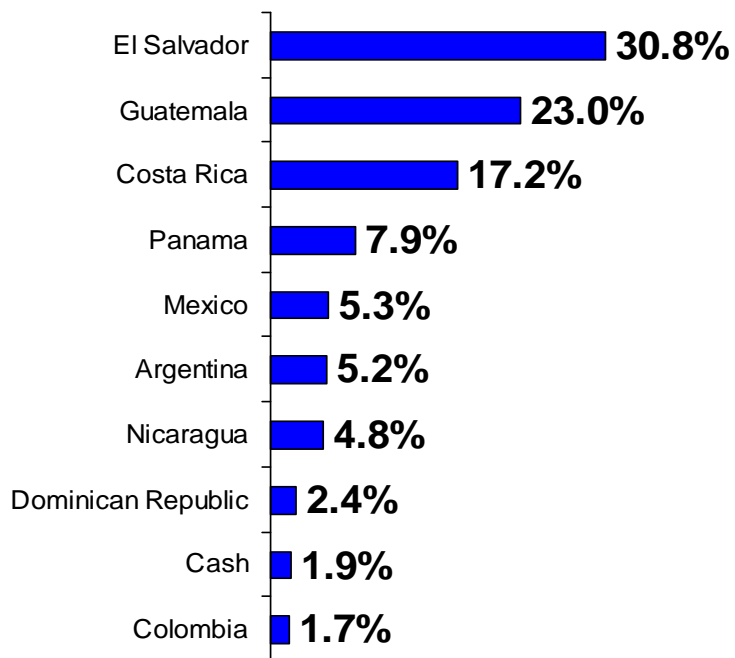
As of March 31, 2006

1. Net Asset Value is net of performance and management fees and includes cash holdings and futures contracts.
2. Sector allocations excludes cash holdings and futures contracts.

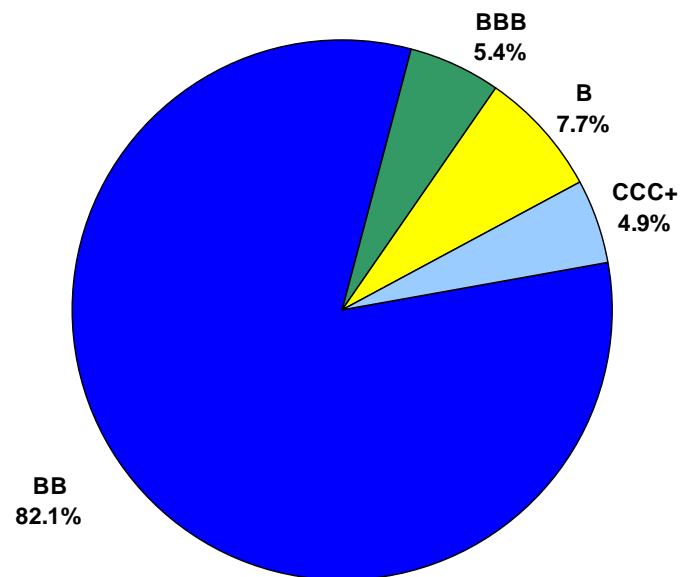
Sources: Bank of Ireland Securities Services, DWS

CABEI Central American Fund

Portfolio Holdings (% net assets)



Rating Allocation



As of March 31, 2006

1. Rating allocations refers to country / business risk of the security and do not include cash or futures contracts.
2. Percent of net assets for largest countries in portfolio: includes cash position.

Sources: Bank of Ireland Securities Services, Standard & Poor's

Notes

- The inclusion of collateralised Brady Bonds and floating rate notes in the Emerging Markets Funds managed by DWS necessitate the use of an extended set of risk characteristics defined hereafter.
 - The **Average Yield to Maturity** is the portfolio's average return based on its interest income, capital gains, or capital losses inclusive of its collateral cash flows.
 - Modified duration** is the percentage price change of the portfolio for a given change in average yield. The higher the modified duration, the higher the portfolio's risk.
 - Interest rate duration** is the percentage price change of the portfolio for a given change in the U.S. Treasury par curve. The higher the interest rate duration, the higher the portfolio's exposure to changes in US interest rates.
 - Spread duration** is the percentage price change of the portfolio for a given change in sovereign spread, i. e. the average yield spread of the sovereign's bonds over the U.S. spot curve. Unlike interest rate duration, spread duration only changes the discount rates applied to non-collateralised cash flows. The higher the spread duration, the higher the portfolio's exposure to changes in Emerging Markets credit risk.
 - The **Average Rating** is calculated excluding cash positions.
 - Country Allocation** refers to country / business risk of the security, not to the country of issuance (of importance for offshore issues).
- Sources:**
- The performance of market indices are calculated using Bloomberg data.
 - The fund performance is calculated using data provided by the custodian, Bank of Ireland Securities Services Ltd.
 - Benchmark performance for Deutsche Americas Bond Fund is calculated using Bloomberg data.
 - Portfolio statistics are calculated using Bloomberg's Portfolio analytics and Open Bloomberg data, on the basis of pricing provided by the custodian, Bank of Ireland Securities Services Ltd.

These statements have not been audited.



If you would like to receive further information, please contact:

Consultant to the Fund

Patrick Paradiso

Phone: +1 212 / 340-4138

Fax: +1 212 / 340-4150

E-Mail: pat@patrickparadiso.com

Please visit us at our website www.deam-us.com under *Offshore Funds*