

Deutsche Americas Bond Fund CABEI Central American Fund

Report for November 2003

Index	Value	% Change
S&P 500	2661.20	+ 0.19
Dow Jones Industrial Average	10322.00	+ 7.20
Nikkei 225	5723.40	+ 13.90
FTSE 100	5015.00	+ 1.25
Hang Seng	6944.21	+ 2.06
Hong Kong	94.83	+ 0.21
Taiwan	159.29	+ 0.85
India	167.75	+ 1.26
China	176.09	+ 26.43
South Korea	3281.71	+ 15.76
Japan	4628.83	+ 438.92
Australia	4671.66	+ 11.48
Canada	10670.95	+ 127.00
Europe	3401.88	+ 176.82
Asia	19805.00	+ 2.25
Latin America	16613.89	+ 10.67
South America	249.33	+ 36.35
Central America	1260.94	+ 9.80
Caribbean	4550.24	+ 42.08
Asia Pacific	1016.30	+ 23.10
Europe	1538.98	+ 16.00
Latin America	806.40	+ 3.54
South America	487.73	+ 3.53
Central America	771.94	+ 24.30
Caribbean	3267.43	+ 55.25

Market Overview



as of November 28, 2003	<u>1 Month</u>	<u>YTD</u>	<u>1 Year</u>		<u>1 Month</u>	<u>YTD</u>	<u>1 Year</u>
Emerging Markets Bond Indices (in USD)				Currencies (vs. USD)			
EMBI+	1.26%	25.16%	28.74%	Euro	3.47%	14.33%	20.64%
EMBI Global	1.23%	22.41%	25.83%	Mexican Peso	-3.17%	-8.86%	-10.83%
EMBI Global Diversified	1.01%	19.28%	21.87%	Investment Grade Bond Indices (in USD)			
EMBI GD Latin	1.59%	25.58%	29.32%	US Government Bonds	0.14%	1.34%	4.22%
EMBI GD Non-Latin	0.49%	14.33%	16.13%	US Corporate Bonds	0.49%	6.92%	10.23%
Local Emerging Markets Bond Indices (in USD)				Equity Indices (in local currencies)			
ELMI+ Mexico	-2.94%	-1.60%	-4.12%	Dow Jones Industrial Aver.	-0.19%	17.27%	9.96%
High Yield Bond Indices (in USD)				Bovespa Index	12.24%	79.12%	92.07%
High Yield Master II (USD)	1.38%	25.18%	27.00%	Mex. Bolsa Index	6.07%	39.62%	38.94%

Performance Overview



as of November 28, 2003

	1 Month		Year-to-date		1 Year	
	Fund	BM	Fund	BM	Fund	BM
Deutsche Americas Bond Fund (in USD)	0.32%	-0.51%	7.46%	11.75%	9.06%	13.61%
BM: 35% EMBI GC Latin 30% ELMI + Latin 30% GBI-US 5% GBI-CAD						
CABEI Central American Fund (in USD)	0.29%		6.07%		7.55%	

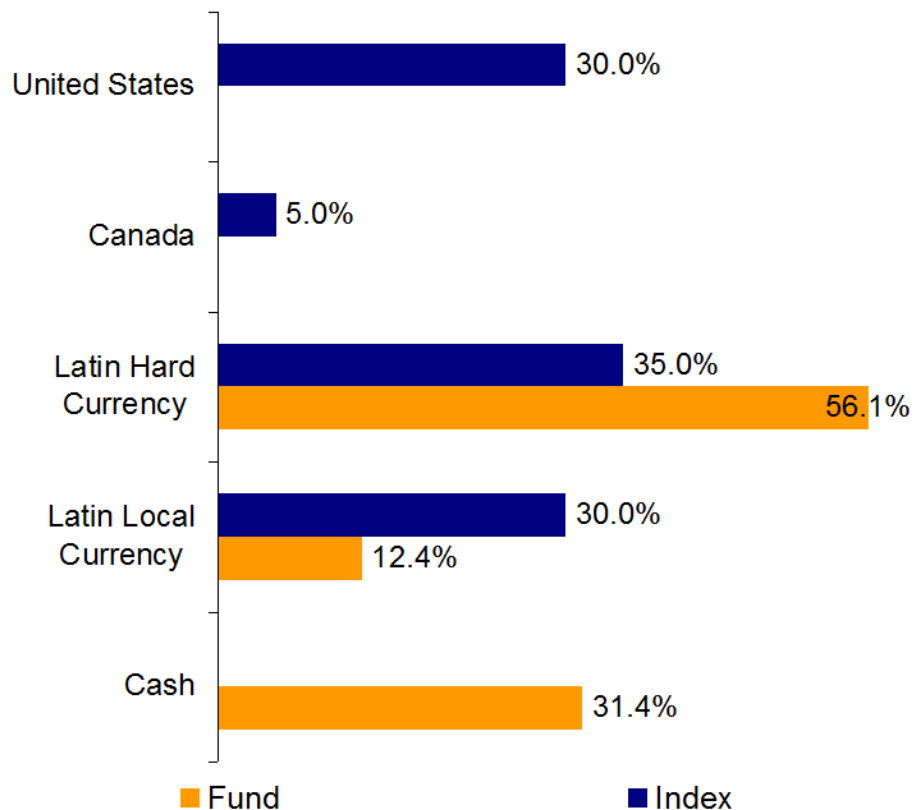
Deutsche Americas Bond Fund

Investment Universe: The fund invests in fixed income securities issued by North/Latin American sovereign and corporate issuers.

Fund Facts

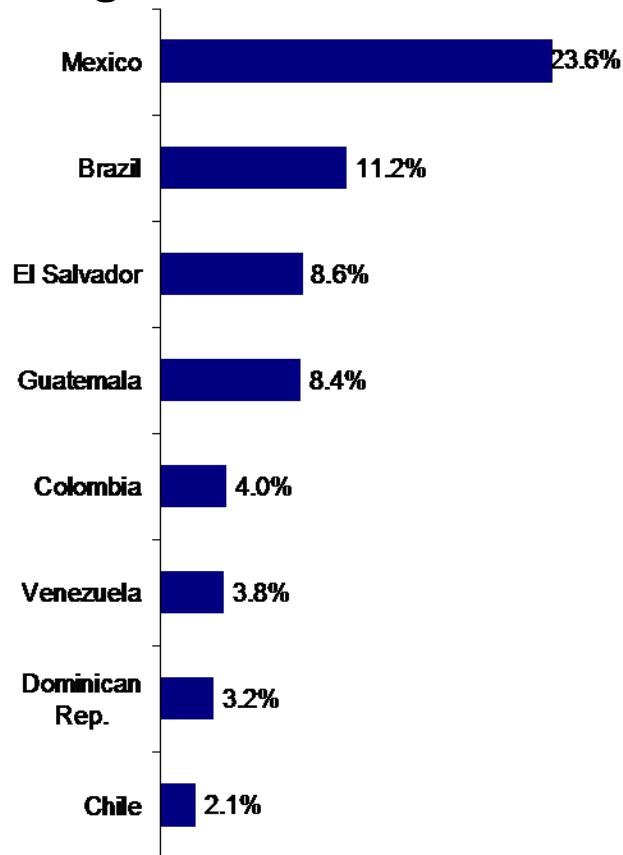
Net Asset Value	55.17 MM USD
No. of Issues	19
Av. Rating	BBB
Av. Spread Dur.	3.35
Av. Int. Rate Dur.	1.94
Av. YTM	4.52%
Av. Coupon	4.97%
Av. Maturity	6.21 years
ISIN	IE0046475004
Bloomberg-TK	DBAMBDI OS

Country Allocation

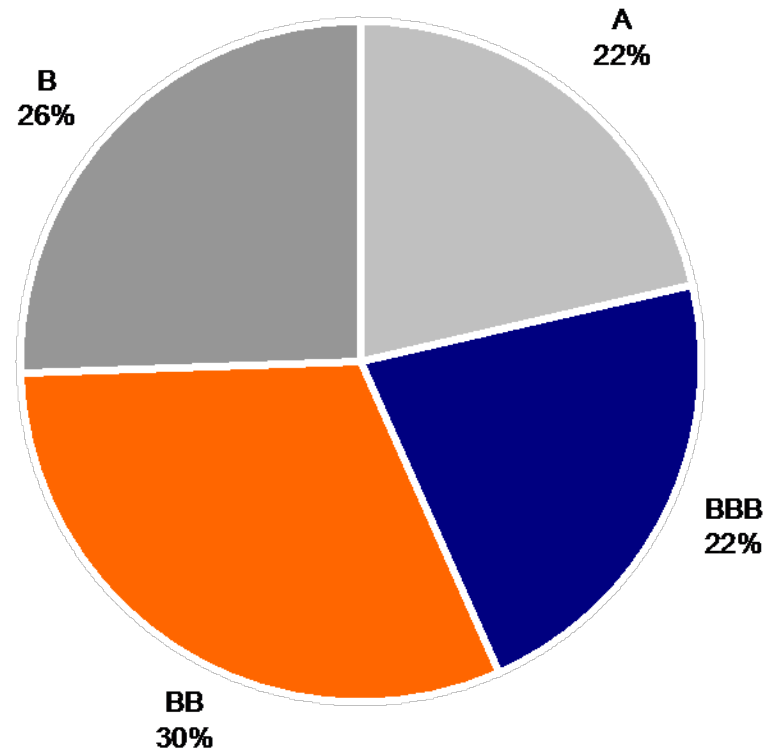


Deutsche Americas Bond Fund

Largest Countries



Rating Allocation



Rating Allocation does not include cash

CABEI Central American Fund

Investment Universe: The fund invests in a wide array of instruments; with its assets allocated among CABEI member countries.

Fund Facts

Net Asset Value 67.33 MM USD

No. of Issues 15

Av. Rating BB

Av. Spread Dur. 4.77

Av. Int. Rate Dur. 2.93

Av. YTM 5.21%

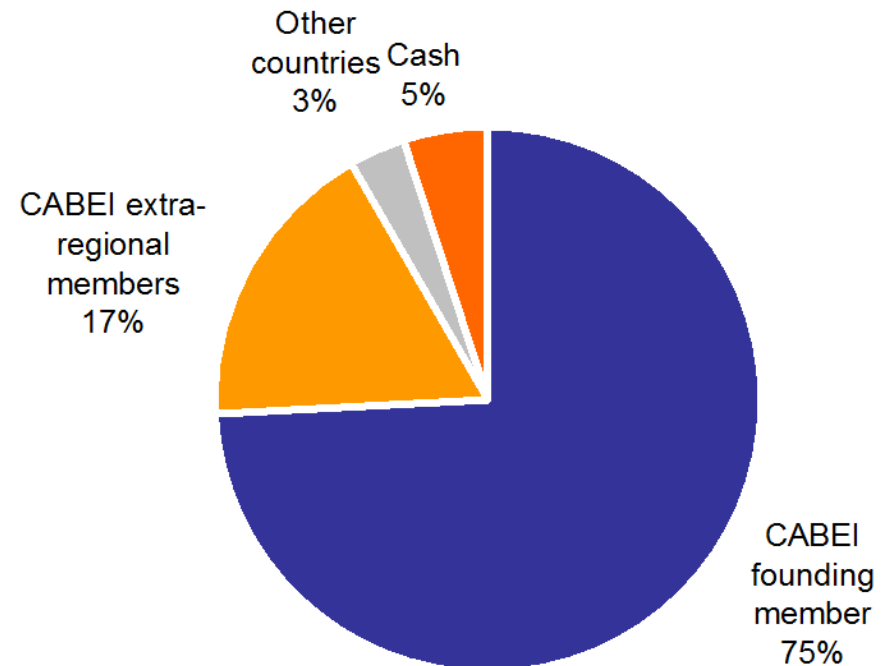
Av. Coupon 7.11%

Av. Maturity 8.89 years

ISIN IE0006076388

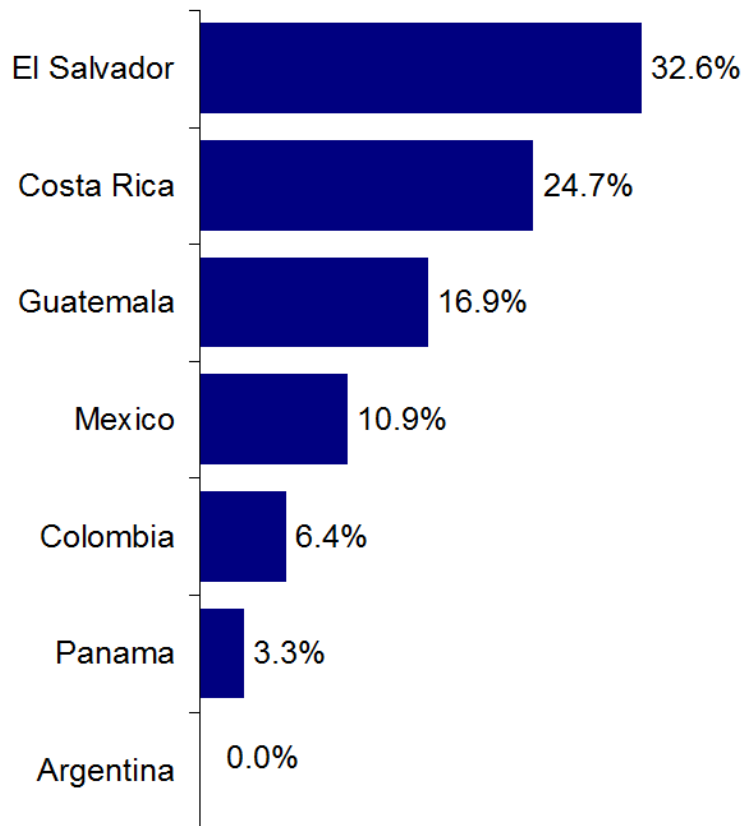
Bloomberg-TK CABCAMI ID

Country Allocation

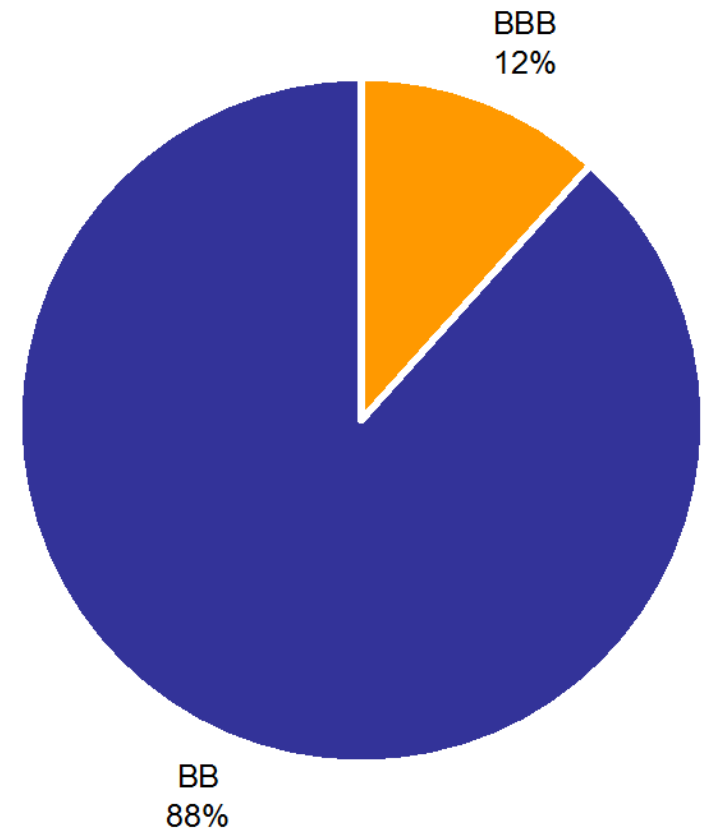


CABEI Central American Fund

Largest Countries



Rating Allocation



Rating Allocation does not include cash

Notes

The inclusion of collateralized Brady Bonds and floating rate notes in the Emerging Markets Funds managed by DWS necessitate the use of an extended set of risk characteristics defined hereafter.

The **Average Yield to Maturity** is the portfolio's average return based on its interest income, capital gains, or capital losses inclusive of its collateral cash flows.

Modified duration is the percentage price change of the portfolio for a given change in average yield. The higher the modified duration, the higher the portfolio's risk.

Interest rate duration is the percentage price change of the portfolio for a given change in the U.S. Treasury par curve. The higher the interest rate duration, the higher the portfolio's exposure to changes in US interest rates.

Spread duration is the percentage price change of the portfolio for a given change in sovereign spread, i. e. the average yield spread of the sovereign's bonds over the U.S. spot curve. Unlike interest rate duration, spread duration only changes the discount rates applied to non-collateralized cash flows. The higher the spread duration, the higher the portfolio's exposure to changes in Emerging Markets credit risk.

The **Average Rating** is calculated excluding cash positions.

Country Allocation refers to country / business risk of the security, not to the country of issuance (of importance for offshore issues).

Sources:

The performance of market indices are calculated using Bloomberg data.

The fund performance is calculated using data provided by the custodian, Bank of Ireland

Benchmark performance for Deutsche Americas Bond Fund is calculated using Bloomberg data.

Portfolio statistics are calculated using Bloomberg's Portfolio analytics and Open Bloomberg data, on the basis of pricing provided by the custodian, Bank of Ireland

These statements have not been audited.

If you would like to receive further information, please contact:

Markus Kohlenbach, CFA
Phone: + 49 / 69 71909 8550
Fax: + 49 / 69 71909 8595
E-Mail: markus.kohlenbach@dws.com

Christian Kopf, CFA
Phone: + 49 / 69 71909 8554
Fax: + 49 / 69 71909 8595
E-Mail: christian.kopf@dws.com

Dr. Michael Ganske, CFA
Phone: + 49 / 69 71909 8553
Fax: + 49 / 69 71909 8595
E-Mail: michael.ganske@dws.com

Additional documents available on request:

Active Management of Emerging Markets Debt – The DWS Investment Process